

Q1. Lenses can be used to correct visual defects.

**Figure 1** shows a child wearing glasses.  
Wearing glasses allows a lens to correct a visual defect.

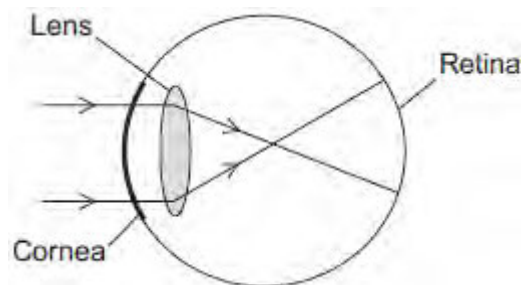
**Figure 1**



© monkeybusinessimages/iStock/Thinkstock

(a) **Figure 2** shows rays of light entering a child's eye and being focused at a point. This point is not on the retina so the child sees a blurred image.

**Figure 2**



(i) What is the visual defect of this eye?

.....  
.....

(1)

(ii) Use the correct answer from the box to complete the sentence.

**converging      convex      diverging**

The type of lens used to correct this visual defect is a ..... lens.

(1)

- (b) Visual defects may be corrected with eye surgery. A laser may be used in eye surgery.

Use the correct answer from the box to complete the sentence.

**light      sound      X-rays**

A laser is a concentrated source of .....

(1)

- (c) **In this question you will be assessed on using good English, organising information clearly and using specialist terms where appropriate.**

Lasers can be used to correct a visual defect by changing the shape of the cornea.

A knife is used to cut a flap in the cornea. The laser vaporises a portion of the cornea and permanently changes its shape. The flap is then replaced.

Most patients are back at work within a week. Driving may be unsafe for one to two weeks. Tinted glasses with ultraviolet protection are needed when out in the sun for the first three months.

Many people in their mid-40s need reading glasses. This is because the eye lens becomes less flexible with age. Laser surgery cannot cure this.

Laser surgery for both eyes costs £1000. A pair of glasses costs £250.

Describe the advantages and disadvantages of:

- having laser surgery to correct visual defects
- wearing glasses to correct visual defects.

.....

.....

.....

.....

.....

.....

.....

.....

.....

.....

.....

.....

.....

.....

.....

.....

.....

.....

.....

.....

.....

.....

.....

.....

Extra space .....

.....

.....

.....

.....

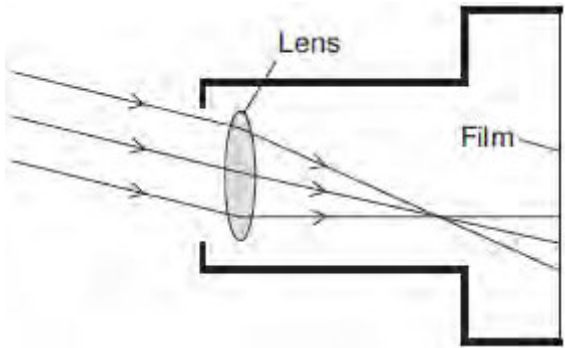
.....

.....

(6)

(d) **Figure 3** shows parallel rays of light, from a point on a distant object, entering a camera.

**Figure 3**



Describe the adjustment that has to be made to focus the image on the film.

.....

.....

.....

.....

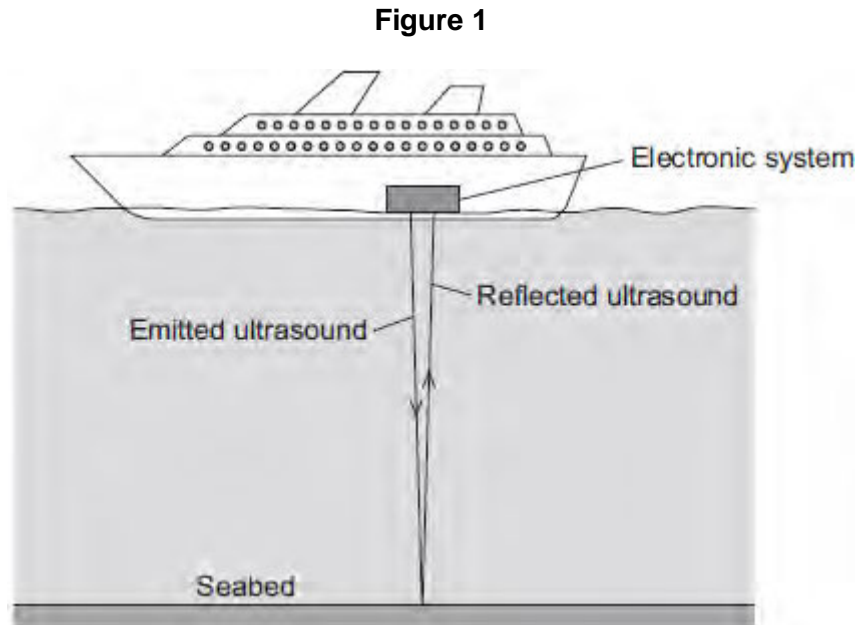
(2)  
(Total 11 marks)

**Q2.(a)** What is ultrasound?

.....  
.....

(1)

- (b) **Figure 1** shows how ultrasound is used to measure the depth of water below a ship.



A pulse of ultrasound is sent out from an electronic system on-board the ship.  
It takes 0.80 seconds for the emitted ultrasound to be received back at the ship.  
Calculate the depth of the water.

Speed of ultrasound in water = 1600 m / s

.....  
.....  
.....  
.....

Depth of water = ..... metres

(3)

- (c) Ultrasound can be used in medicine for scanning.

State **one** medical use of ultrasound scanning.

.....

(1)

- (d) Images of the inside of the human body can be made using a Computerised Tomography (CT) scanner. The CT scanner in **Figure 2** uses X-rays to produce these images.

**Figure 2**



monkeybusinessimages/iStock/Thinkstock

State **one** advantage and **one** disadvantage of using a CT scanner, compared with ultrasound scanning, for forming images of the inside of the human body.

Advantage of CT scanning .....

.....

.....

Disadvantage of CT scanning .....

.....

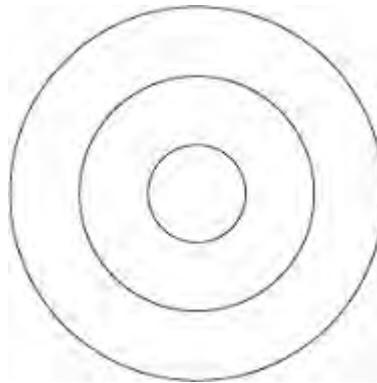
.....

(2)  
(Total 7 marks)

**Q3.A** teacher demonstrates the production of circular waves in a ripple tank.

**Diagram 1** shows the waves at an instant in time.

**Diagram 1**



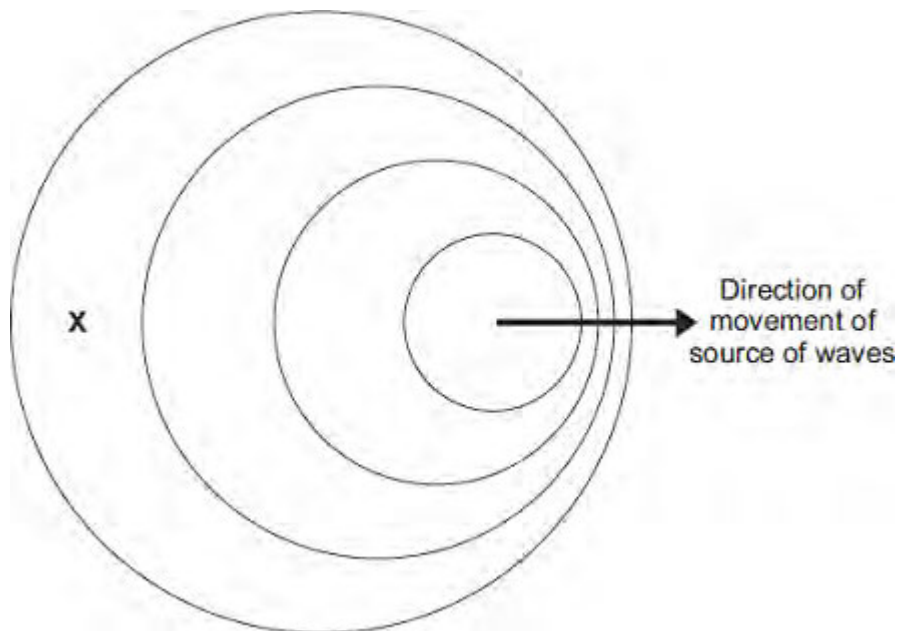
(a) Show on **Diagram 1** the wavelength of the waves.

(1)

(b) The teacher moves the source of the waves across the ripple tank.

**Diagram 2** shows the waves at an instant in time.

**Diagram 2**  
(Actual size)



- (i) Use the correct answer from the box to complete each sentence.

decreased	increased	stayed the same
-----------	-----------	-----------------

In **Diagram 2**, the observed wavelength of the waves at **X**

has .....

In **Diagram 2**, the frequency of the waves at **X**

has .....

(2)

- (ii) Take measurements from **Diagram 2** to determine the wavelength of the waves received at **X**.

Give the unit.

.....  
.....

Wavelength = .....

(3)

- (c) The teacher uses the waves in the ripple tank to model the changes in the wavelengths of light observed from distant galaxies.

When observed from the Earth, there is an increase in the wavelength of light from distant galaxies.

- (i) State the name of this effect.

.....

(1)

- (ii) What does this increase in wavelength tell us about the movement of most galaxies?



.....  
.....

(1)

(iii) Explain how this observation supports the Big Bang theory of the formation of the Universe.

.....  
.....  
.....  
.....  
.....  
.....  
.....  
.....  
.....  
.....  
.....  
.....  
.....  
.....  
.....  
.....

(4)

(iv) State **one** other piece of evidence that supports the Big Bang theory of the formation of the Universe.

.....  
.....

(1)

(Total 13 marks)

**Q4.**The data given in the table below was obtained from an investigation into the refraction of

light at an air to glass boundary.

Angle of incidence	Angle of refraction
20°	13°
30°	19°
40°	25°
50°	30°

Describe an investigation a student could complete in order to obtain similar data to that given in the table above.

Your answer should consider any cause of inaccuracy in the data.

A labelled diagram may be drawn as part of your answer.

.....

.....

.....

.....

.....

.....

.....

.....

.....

.....

**(Total 6 marks)**

**Q5.**The data given in the table below was obtained from an investigation into the refraction of light at an air to glass boundary.

Angle of incidence	Angle of refraction
20°	13°
30°	19°
40°	25°
50°	30°

- (a) Describe an investigation a student could complete in order to obtain similar data to that given in the table above.

Your answer should consider any cause of inaccuracy in the data.

A labelled diagram may be drawn as part of your answer.

.....

.....

.....

.....

.....

.....

.....

.....

.....

.....

.....

**(6)**

- (b) State the reason why light is refracted as it crosses from air into glass.

.....

.....

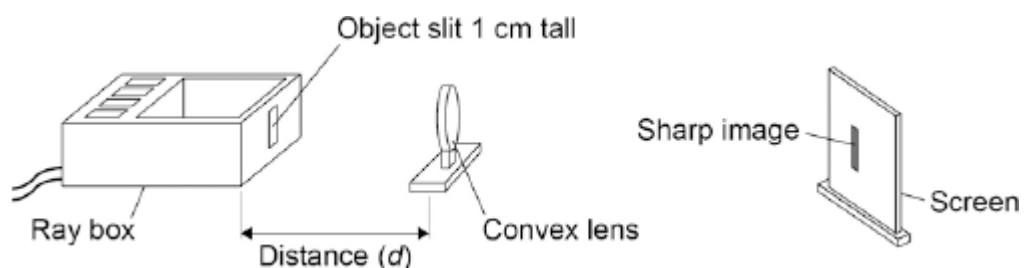
**(1)**

**(Total 7 marks)**

**Q6.**A student investigated how the magnification produced by a convex lens varies with the distance ( $d$ ) between the object and the lens.

The student used the apparatus shown in **Figure 1**.

**Figure 1**



- (a) The student measured the magnification produced by the lens by measuring the image height in centimetres.

Explain why the image height in centimetres was the same as the magnification.

.....

.....

.....

.....

(2)

- (b) The data recorded by the student is given in **Table 1**.

**Table 1**

Distance between the object and the lens in cm	Magnification
25	4.0
30	2.0
40	1.0
50	0.7
60	0.5

It would be difficult to obtain accurate magnification values for distances greater than 60 cm.

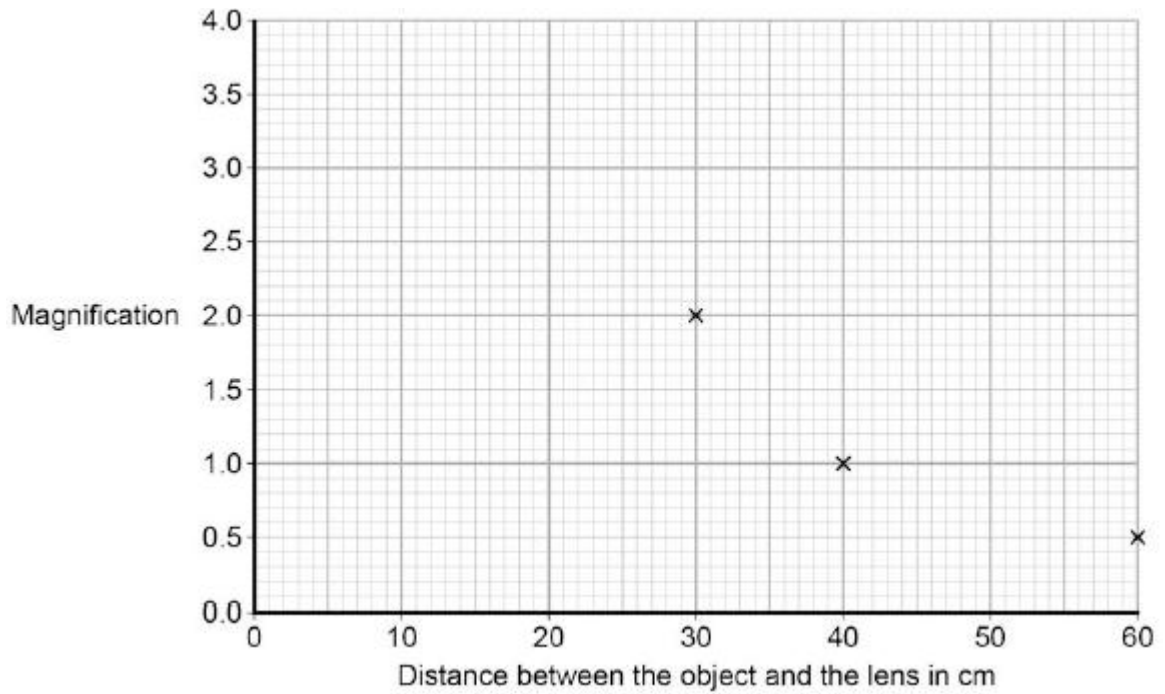
Suggest **one** change that could be made so that accurate magnification values could be obtained for distances greater than 60 cm.

.....  
 .....

(1)

(c) The graph in **Figure 2** is incomplete.

**Figure 2**



Complete the graph in **Figure 2** by plotting the missing data and then drawing a line of best fit.

(2)

(d) How many times bigger is the image when the object is 35 cm from the lens compared to when the object is 55 cm from the lens?

.....  
 .....

(2)

- (e) During the investigation the student also measured the distance between the lens and the image.

**Table 2** gives both of the distances measured and the magnification.

**Table 2**

Distance between the lens and the image in cm	Distance between the lens and the object in cm	Magnification
100	25	4.0
60	30	2.0
40	40	1.0
33	50	0.7
30	60	0.5

Consider the data in **Table 2**.

Give a second way that the student could have determined the magnification of the object.

Justify your answer with a calculation.

.....

.....

.....

.....

.....

(2)  
(Total 9 marks)